

South London CCIS Service

Rutlish School



Year 11 Activity Survey 2022

Contents

Section	Section Title	Page
1	Destinations of Year 11 School Leavers in 2022	3
1.1	Destinations of School Leavers who Continued in Education	4
1.2	Top 5 Educated LEA (Travel to Study)	4
1.3	Top 5 Educational Establishments	5
2	Qualification Level (Continuing in Education)	6
2.1	Occupation Type (Employment and Training)	7
3	Comparison of Destination Activities from 2020 to 2022	8
3.1	Comparison of Destination Activities (Continued)	9
4	Destinations by Ethnicity	10
5	September Guarantee	11
6	Glossary of Terms	12-13

Please Note

In some cases combined percentages may not equal the sum of their parts due to rounding.

If you require further information about these reports please contact:

Paul Ellis
Deputy Insight Manager

South London CCIS Service
Adult Social Care & Health Directorate
The Royal Borough of Kingston upon Thames
3rd Floor (Middle East), Guildhall 2
Kingston upon Thames
KT1 1EU

Email: Paul.Ellis@kingston.gov.uk
Telephone: 020 8547 5756

The Royal Borough of Kingston upon Thames is the lead body for the South London Consortium of boroughs.

Published April 2023

1 Destinations of Year 11 School Leavers in 2022

During the 2021-22 academic year 227 young people attended year 11 at Rutlish School. 98.2% of these young people progressed into a learning activity, which includes full time education, training and employment with accredited training.

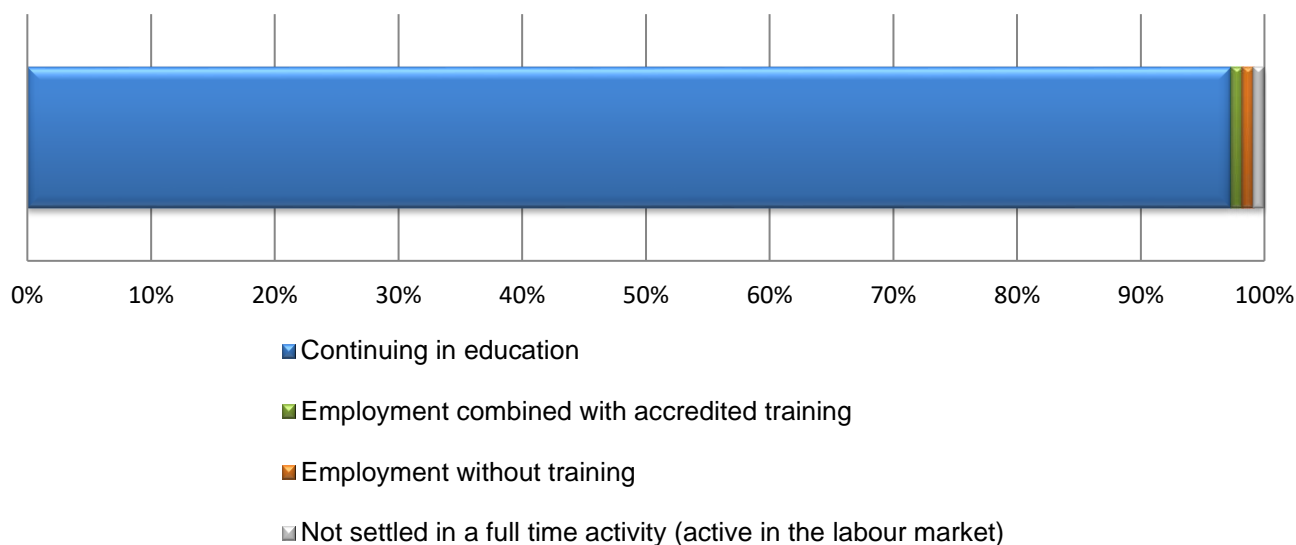
The majority of young people continued in education (97.4%) whilst none undertook apprenticeships. 0.9% had yet to settle in a full time activity.

Post Year 11 Destination Activities

Nov-22	Number of Young People	Achieved %
Participating in RPA compliant Education and Training	223	98.2%

Destination	Totals	%
Continuing in education	221	97.4%
Full time training (<i>non-employed</i>)	0	0.0%
Apprenticeships	0	0.0%
Employment combined with accredited training	2	0.9%
Working towards participation	0	0.0%
Temporary break from learning	0	0.0%
Employment without training	2	0.9%
Not settled in a full time activity (<i>part time learning & employment</i>)	0	0.0%
Not settled in a full time activity (<i>active in the labour market</i>)	2	0.9%
Not settled in a full time activity (<i>not active in the labour market</i>)	0	0.0%
Moved out of contact	0	0.0%
No response	0	0.0%
Others	0	0.0%
Total	227	100.0%

Year 11 Destinations



1.1 Destinations of Year 11 School Leavers who Continued in Education

The majority (74.2%) of the young people who continued in full time education entered a school sixth form. This was not unexpected due to the number of schools and academies with sixth forms in the London Borough of Merton.

Continuing in Education by Type	Totals	%
School sixth form	164	74.2%
Sixth form college	17	7.7%
Further education college	40	18.1%
Other post 16 education	0	0.0%
Independent specialist provider	0	0.0%
Custodial institution	0	0.0%
Total	221	100.0%

1.2 Top 5 Educated LEA (Travel to Study) of Year 11 School Leavers

145 (65.6%) of the young people who continued in full time education were studying within the London Borough of Merton.

76 (34.4%) of the young people who continued in full time education were studying in another local authority area.

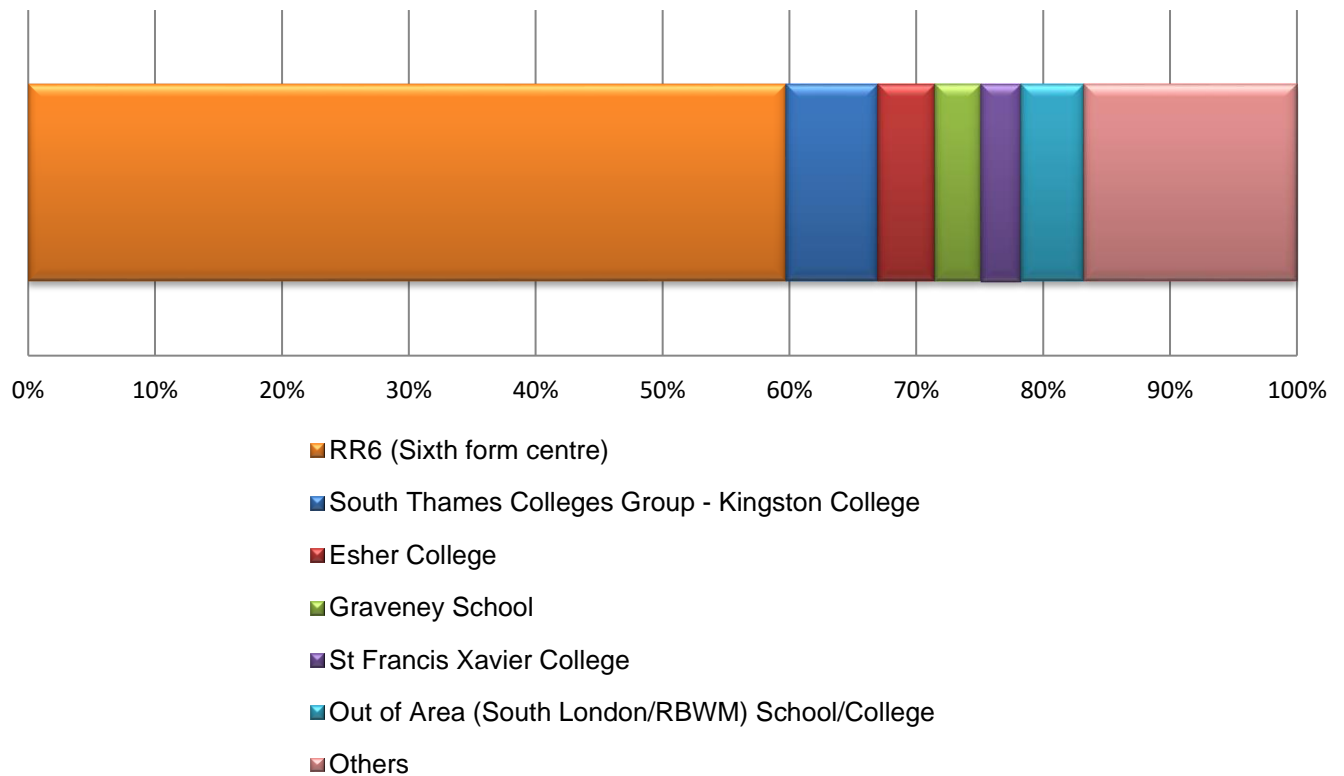
Top 5 Educated LEA (Travel to Study)	Totals	%
Merton	145	65.6%
Kingston-Upon-Thames	21	9.5%
Wandsworth	18	8.1%
Surrey	16	7.2%
Sutton	7	3.2%
Others (Including Aboard)	3	1.4%
Education LEA Not Specified	11	5.0%
Total	221	100.0%

1.3 Top 5 Educational Establishments of Year 11 School Leavers in 2022

The majority (59.7%) of the young people who continued in full time education enrolled at RR6 (Sixth form centre). A further 7.2% moved to South Thames Colleges Group - Kingston College.

Top 5 Educational Establishments	Totals	%
RR6 (Sixth form centre)	132	59.7%
South Thames Colleges Group - Kingston College	16	7.2%
Esher College	10	4.5%
Graveney School	8	3.6%
St Francis Xavier College	7	3.2%
Out of Area (South London/RBWM) School/College	11	5.0%
Others	37	16.7%
Total	221	100.0%

Top 5 Educated Establishments

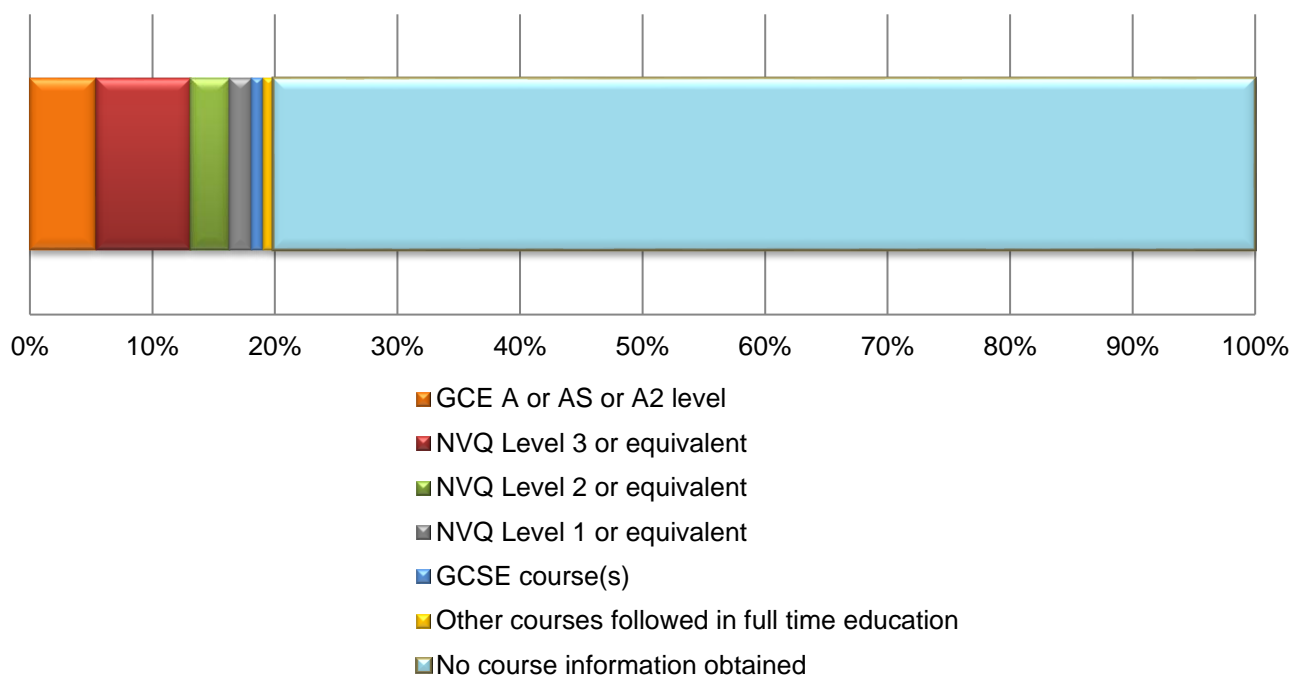


2. Qualification Level (Continuing in Education)

No course information was obtained for the largest proportion of the young people that continued in education (80.1%). 7.7% undertook NVQ Level 3 or equivalent qualifications and 5.4% undertook GCE A or AS or A2 level qualifications.

Continuing in Education by Type	Totals	%
GCE A or AS or A2 level	12	5.4%
NVQ Level 3 or equivalent	17	7.7%
NVQ Level 2 or equivalent	7	3.2%
NVQ Level 1 or equivalent	4	1.8%
GCSE course(s)	2	0.9%
Other courses followed in full time education	2	0.9%
No course information obtained	177	80.1%
TOTAL	221	100.0%

Qualification Level

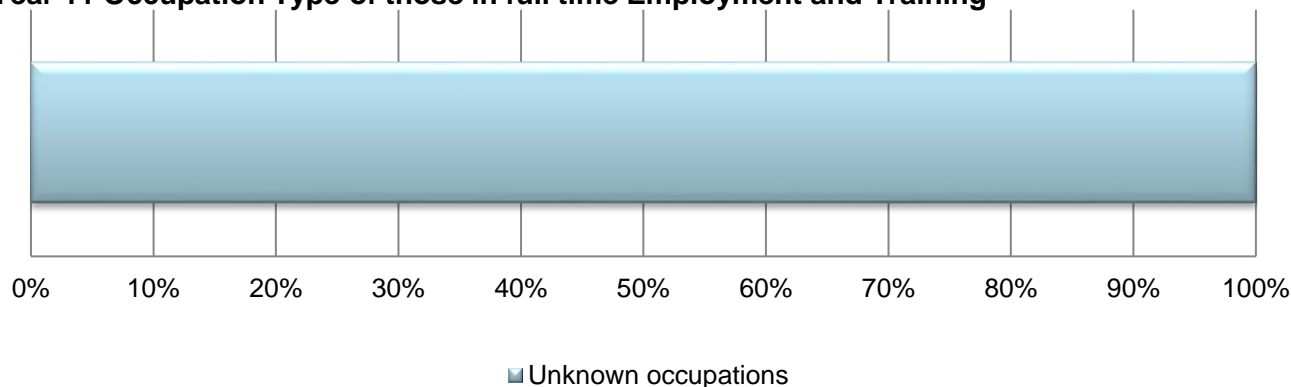


2.1 Occupation Type (Employment and Training)

Unknown occupations attracted the highest proportion (100.0%) of young people into full time employment or training provision.

Full Time Employment & Training	Totals	%
Managerial/professional	0	0.0%
Clerical/secretarial	0	0.0%
Skilled construction	0	0.0%
Skilled engineering	0	0.0%
Electrical/electronic	0	0.0%
Metal forming trades	0	0.0%
Vehicle trades	0	0.0%
Textile/garments trades	0	0.0%
Other skilled trades	0	0.0%
Protective service occupations	0	0.0%
Catering occupations	0	0.0%
Health care occupations	0	0.0%
Childcare & related occupations	0	0.0%
Hairdressing & related occupations	0	0.0%
Other professional service occupations	0	0.0%
Sales occupations	0	0.0%
Plant/machine ops	0	0.0%
Agric/forestry/fishing occupations	0	0.0%
Labouring/unskilled industrial	0	0.0%
Mail workers	0	0.0%
Unskilled service sector	0	0.0%
Other elementary occupations	0	0.0%
Unknown occupations	4	100.0%
Total	4	100.0%

Year 11 Occupation Type of those in full time Employment and Training



3. Comparison of Destination Activities from 2020 to 2022

The percentage of young people who progressed into a learning activity, which includes full time education, training and employment with accredited training from Rutlish School was 98.2%. This compares to the London Borough of Merton performance of 99.1%.

There has been a decrease in the percentage of young people who have continued in full time education when compared to 2021.

Destination Activities

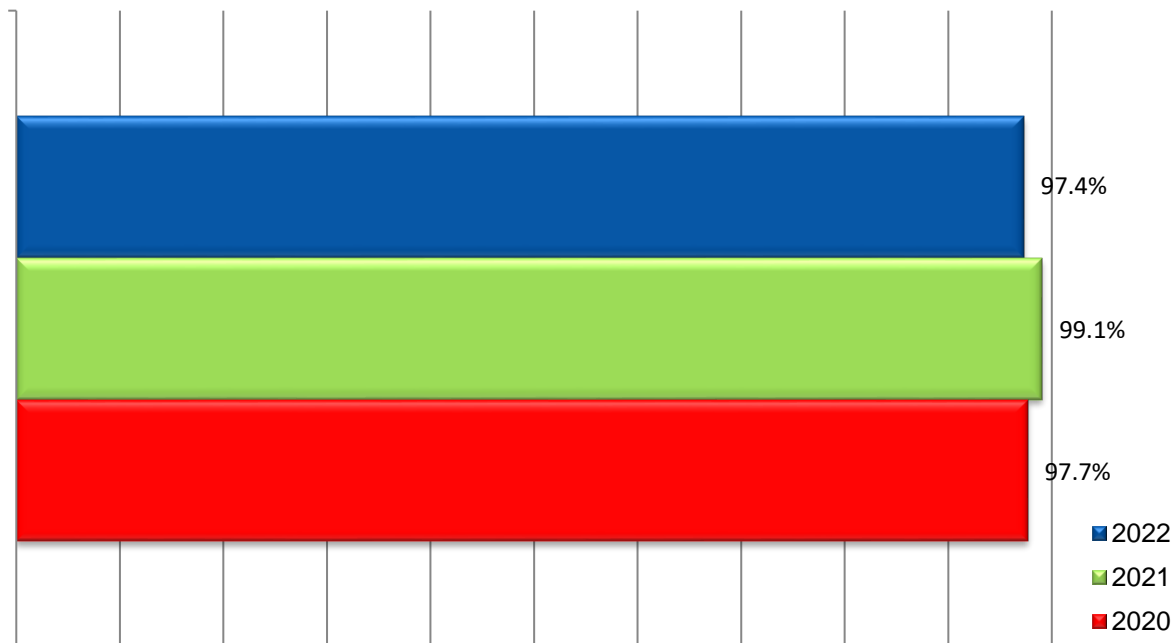
Rutlish School

Comparative Destinations Results						
Year	2020	%	2021	%	2022	%
Continuing in education	215	97.7%	229	99.1%	221	97.4%
Full time training (non-employed)	1	0.5%	0	0.0%	0	0.0%
Apprenticeships	3	1.4%	0	0.0%	0	0.0%
Employment combined with accredited training	0	0.0%	0	0.0%	2	0.9%
Working towards participation	0	0.0%	0	0.0%	0	0.0%
Temporary break from learning	0	0.0%	0	0.0%	0	0.0%
Employment without training	0	0.0%	1	0.4%	2	0.9%
Not settled in a full time activity (<i>part time learning & employment</i>)	1	0.5%	0	0.0%	0	0.0%
Not settled in a full time activity (<i>active in the labour market</i>)	0	0.0%	0	0.0%	2	0.9%
Not settled in a full time activity (<i>not active in the labour market</i>)	0	0.0%	0	0.0%	0	0.0%
Moved out of contact	0	0.0%	1	0.4%	0	0.0%
No response	0	0.0%	0	0.0%	0	0.0%
Other	0	0.0%	0	0.0%	0	0.0%
Total	220	100.0%	231	100.0%	227	100.0%

3.1 Comparison of Destination Activities from 2020 to 2022 (Continued)

The first graph below shows a three year comparison of the percentage of young people that continued in full time education whilst the second graph illustrates the numbers of young people that entered different employment and training destinations over the same time period.

Continuing in Education Over Time



Employment & Training Destinations Over Time



4. Destinations by Ethnicity

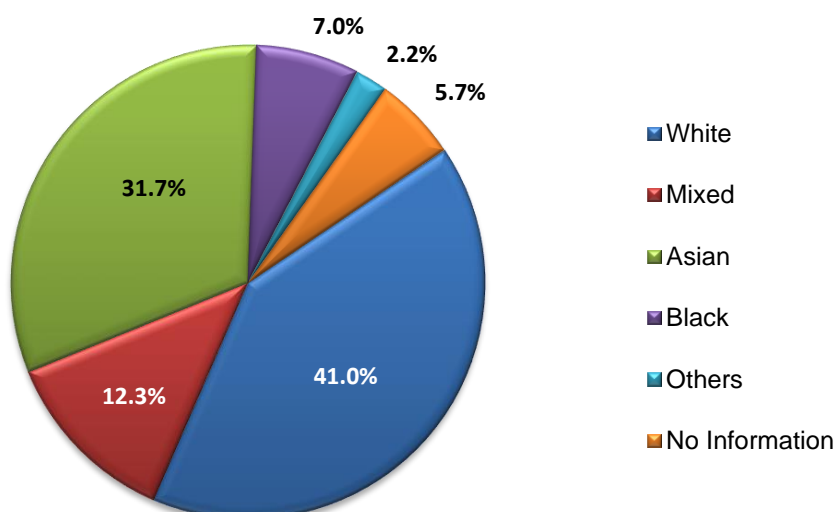
The largest proportion (41.0%) of the school year 11 leavers were from the White ethnic group.

The Mixed ethnic group had the smallest percentage of young people who were continuing in full time education at 92.9%.

	White		Mixed		Asian		Black		Others		No Info	
	No	%	No	%	No	%	No	%	No	%	No	%
Continuing in education	90	96.8%	26	92.9%	72	100%	16	100%	5	100%	12	92.3%
Full time training (<i>non-employed</i>)	0	0.0%	0	0.0%	0	0.0%	0	0.0%	0	0.0%	0	0.0%
Apprenticeships	0	0.0%	0	0.0%	0	0.0%	0	0.0%	0	0.0%	0	0.0%
Employment combined with accredited training	1	1.1%	0	0.0%	0	0.0%	0	0.0%	0	0.0%	1	7.7%
Working towards participation	0	0.0%	0	0.0%	0	0.0%	0	0.0%	0	0.0%	0	0.0%
Temporary break from learning	0	0.0%	0	0.0%	0	0.0%	0	0.0%	0	0.0%	0	0.0%
Employment without training	0	0.0%	2	7.1%	0	0.0%	0	0.0%	0	0.0%	0	0.0%
Not settled in a full time activity (<i>part time learning & employment</i>)	0	0.0%	0	0.0%	0	0.0%	0	0.0%	0	0.0%	0	0.0%
Not settled in a full time activity (<i>active in the labour market</i>)	2	2.2%	0	0.0%	0	0.0%	0	0.0%	0	0.0%	0	0.0%
Not settled in a full time activity (<i>not active in the labour market</i>)	0	0.0%	0	0.0%	0	0.0%	0	0.0%	0	0.0%	0	0.0%
Moved out of contact	0	0.0%	0	0.0%	0	0.0%	0	0.0%	0	0.0%	0	0.0%
No response	0	0.0%	0	0.0%	0	0.0%	0	0.0%	0	0.0%	0	0.0%
Other	0	0.0%	0	0.0%	0	0.0%	0	0.0%	0	0.0%	0	0.0%
Total	93	100%	28	100%	72	100%	16	100%	5	100%	13	100%

The Others ethnic group is made up of young people whose ethnicity has been recorded as Chinese, Middle Eastern or Other Ethnic Background.

Ethnicity Breakdown



5.7% of the young people were recorded in the No Information category. This group consisted of 53.8% Refused to Say and 46.2% Information not Obtained.

5. September Guarantee

The September Guarantee is a survey of young people in school year 11 that confirms whether they have been offered a place in full time education or training for the following academic year.

Continuing in Education by Type	Totals	%
Offer of education and training to start by October - conditional	226	99.6%
Offer of Re-engagement Provision (PDO)	0	0.0%
Not ready for formal learning – going to employment without accredited training	0	0.0%
Not ready for formal learning – going to employment without training	0	0.0%
Not ready for formal learning – other reason / offer inappropriate at this time	0	0.0%
Not ready for formal learning – personal circumstances prevent learning	0	0.0%
No offer made - application awaiting outcome	0	0.0%
No offer made - unable to contact - other reason	0	0.0%
No offer made - unable to contact - known to have moved away	0	0.0%
No offer made - yp has not applied for learning	0	0.0%
No offer made - no appropriate provision	0	0.0%
Not obtained	1	0.4%
Total	227	100.0%

Percentage of Year 11 with a September Guarantee Offer

99.6%

6. Glossary of Terms

Category Descriptions	Definition
Destination Participating in RPA compliant Education and Training	<p>The young person's activity on 1 November 2022</p> <p>The DfE determines that particular destinations are counted as part of the Activity Survey's Participating in RPA compliant Education and Training percentage. These destination are where specific forms of education or training are undertaken by the young person.</p> <ul style="list-style-type: none"> • School sixth-form • Sixth-form college • Further education • Higher education • Gap year students • Other post-16 education • Independent specialist provider • Custodial institution • Full time training • EFA delivered work based learning • Other training • Training delivered through the Work Programme • Traineeship • Supported internship • Apprenticeship • Full time employment combined with accredited study • Self-employment combined with accredited training • Working not for reward with accredited training
Continuing in Education	Remaining in a school sixth form or entering a further education establishment in a full time education capacity.
Employment funded through Government Supported Training (GST)	Full time employees who are undertaking an apprenticeship that has been commissioned and delivered through the National Apprenticeship Service or other forms of GST funded by the Education Skills Funding Agency
Employment combined with Accredited Training	Full time employees in a job that provides training or is combined with part time study accredited by OFQUAL
Employment without Training	<p>Full time employees in a job that does not provide any training that is accredited by OFQUAL.</p> <ul style="list-style-type: none"> • Employment without training • Employment with non-accredited training • Temporary employment • Self-employment
OFQUAL	The Office of Qualifications and Examinations Regulation (OFQUAL) regulates qualifications, examinations and assessments in England and vocational qualifications in Northern Ireland.
Part Time Education & Employment	Part-time education or employment for less than 18 hours per week.

6.1 Glossary of Terms

Category Descriptions	Definition
Working towards Participation	Young people undertaking a re-engagement programme that meets the requirements set out in the Department for Education's 'Principles for effective re-engagement provision' or those who are Start date agreed (RPA compliant)
Temporary Break from Learning	Young people who are NEET but are not available for employment or training at present for reasons such as, illness, pregnancy, teenage parent.
Not Settled (<i>active in the labour market</i>)	Young people who are not settled in a full time activity but are active in the labour market. <ul style="list-style-type: none"> • Part time education • Part time employment • Start date agreed (other) • Working not for reward
Not Settled in a Full Time Activity (<i>Not active in the labour market</i>)	Young people who are not active in the labour market at present for reasons such as <ul style="list-style-type: none"> • Not ready for work or learning • Seeking employment, education or training • Supporting family - young carers • Not available on religious grounds • Not economically active • Not available - other reason • Custodial Sentence
Others (No response/unknown/cannot be contacted/ refused to participate/moved away)	All young people whose current activity is unknown and no information could be gained from other reliable sources about his/her whereabouts at the time of the survey.
EET	In Employment, Education or Training.
NEET	Not in Employment, Education or Training.
LEA	Local Education Authority where the young person is attending an education establishment
September Guarantee	The September Guarantee is a survey of young people in school years 11 & 12 that confirms whether they have been offered a place in education or training for the following academic year.
Vulnerable Groups	<ul style="list-style-type: none"> • Special Educational Needs and Disability (SEND) • Looked after / in care • Care leaver • Young carer • Teenage parent • Pregnancy • Substance misuse • Parent – not caring for own child • Refugee/asylum seeker • Supervised by YOT